

Fixtures

- Shelves
- Racks
- Uniweb and peg board
- Brackets and accessories
- Pegs and overlays
- Specialty fixtures
- Trays and sliders
- Dairy rollers and sliders
- Tobacco
- Dairy
- Stationery (Staples)

Refrigerated Shelves

- **Used in open air coolers:**
- **Dairy cheese, dough, yogurt, sour cream and cottage cheese, refrigerated beverage (soda, beer, wine), refrigerated juice.**
- **These types of shelves can be used with multiple manufacturers: Hussman, Tyler, Hill.**
- **Newer models have the bolt on brackets, which need to be bolted on before installation. Older models have set brackets and are not quite as durable.**
- **The refrigerated shelves come in multiple colors, commonly in white and black, with silver molding for white, and black molding for black. These shelves come in a varied amount of depths, most commonly 20 inches, but are also in 22 and 24 inch depths. The refrigerated shelves also most commonly come in 4 foot lengths, and in some cases can be in 3 foot lengths.**

Refrigerated Shelves

Underside view



This bracket will need to be placed before setting into the upright of the cooler gondola

Top view

Refrigerated Shelves



This bracket needs to be removed and put in place by removing bolt and attaching on side of shelf in pre-existing holes.

Many shelves have store specific molding. Ensure we are delivering the correct type.

Magna bars

- **Used for open air coolers:**
- **Dairy cheese, refrigerated deli, refrigerated bagged produce.**
- **These can be used in all dairy coolers where needed.**
- **Magna bars consist of many parts: crossbar, pegs, baffles, plastic overlay, mounting brackets, mounting hardware.**
- **The magna bars come commonly in 4 foot lengths, and in some cases 3 foot lengths. They house pegs for hanging dairy and refrigerated products. The peg lengths vary, but are commonly 18 inches.**

Magna bars



Plastic bracket
(baffle)



Holes in Magna Bar are for
peg placement

Two Prong
peg

Magna bars

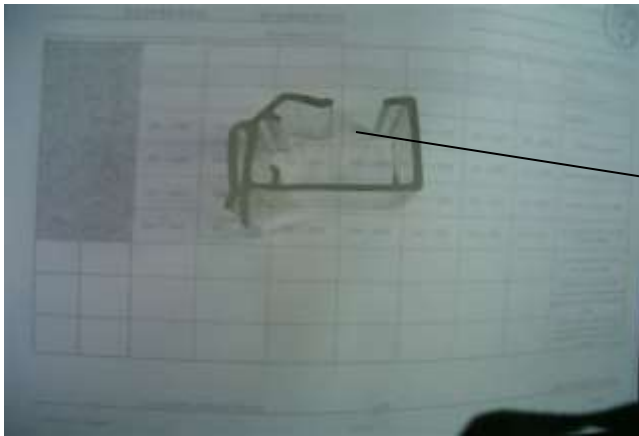
Magna bar
peg



Nuts, bolts and mounting
brackets

Baffles and Accessories

Clip attaches to magna bar and sheet clips into baffle on the front and clip in the back while lying on top of pegs to help keep the cold air in.



Clip for the
baffle unit



Retaining sheet
for
baffle unit

Freezer Shelves

- **Used in freezer merchandising units enclosed by hinged doors.**
- **Shelves come in two types, set and adjustable.**
- **They come in varied colors and are typically white.**
- **They are available in varied sizes; (30''x 30'') is the most common.**

Freezer Shelves

Fold down bracket



Adjustable freezer shelf

Adjustable portion



Molding is fixed at 30 inches, and sliding portion of shelf is adjustable

Freezer Shelves

Set freezer shelves

Front view



Back view



Set
bracket

Freezer Shelves

- Freezer section in line



Hinged doors on freezer sections

Star Trek Shelving

- Shelves have distinctive dip in the middle that runs the length of the shelf.



This type of shelf is mainly used for dairy dough And Jello



The distinctive dip in the shelf

Hard In Line Shelves

- There are three main types of hard shelves - Madix, Hussman, and Lozier
- Madix is the most common variety (easy to install)
- Hussman tends to be the most sturdy (heavier load capacity)
- Lozier accommodates off size lengths and depths when needed (17 inch, 19 inch, 21 inch, etc.)

Madix shelves

- Most common type of shelves
- Are available in 3 and 4 foot lengths commonly
- Most commonly 20 inch in depth but can be smaller and larger (12 inch to 26 inch)
- They are very easy to use, they have a straight in and lock down installation
- Can be slanted when configured correctly
- Are available in multiple colors and configurations; most common beige, no molding. (store specific)

Hard In Line Shelves

- Madix

Distinct bracket,
notice the 4 prongs

The upright that is
used has a rectangle
slot that the prongs
slide into.



Hussman shelves

- **Second most commonly shelves used**
- **Has a distinct T shaped bracket that enables it to handle heavier loads**
- **Considerably more safe to use in heavy in line sets (canned goods, beverage, liquid laundry soap etc.)**
- **Cannot be slanted, can only be used straight in**
- **They are available in 3 and 4 foot lengths commonly**

Hard In Line Shelves

- Hussman

Distinctive T
shape
bracket

Hussman
uprights also
have a T slot for
the T bracket to
slide into



Lozier shelves

- They appear very similar to a Madix shelf
- The main difference is the shelf bracket, they usually only have 2 prongs for support
- Lozier shelves are commonly used in a mixture of fixtures (in conjunction with Madix and Hussman)
- They are used when an off sized shelf is needed (17, 19, 21, 23 inch shelves etc.)
- They are available in 3 and 4 foot lengths commonly

Hard In Line Shelves

- Lozier

Notice how it looks very similar in appearance to a Madix shelf



Notice that this shelf only has two prongs

Base decks

- Base decks are the shelves that set on the very bottom of the gondola. It is referred to as the first shelf of that section
- They are very easily distinguished from regular shelves due to their 1 inch thickness front to back
- They typically have only one small prong to hold them in place due to the extra support from resting on the base configuration (upright legs, kick plate)

Base decks

Shelf is thin so it can fit snug as bottom shelf

One prong is typical for base decks

- Base decks and components



The kick plate is used to support base decks and prevent access under gondola



Deep slant shelves

- Used in Staples stationery set



Arched arm
allows shelf
to set in at
an angle

Notice the
L shape

Soup racks and accessories

Soup fixtures

Soup label graphics come from many manufacturers

Soup doors



Soup racks come in RTE, Micro-bowl, Micro-cup, condensed


All the soup racks are held together by pins and can flow from type to type via transition kits

Pegs and Overlays

- Two types of pegs and overlays, available in many lengths
- Peg board pegs




Used for peg board, has two prongs that slip into the holes in the face of the peg board




Notice the holes in the board, these are approximately 1 inch apart and are used to hold merchandise via a peg

Pegs and Overlays

- Uniweb pegs



These pegs slide into a groove and are held in place by a ridge in the Uniweb panel



The Uniweb panel has many ridges on it to hold Pegs, about one inch apart

Overlays

- Used as a means to attach labels to pegged items

To install the two prongs, slide over base of peg



Plastic flap rests on peg and allows for a label to be placed

Uniweb panels

- Uniweb panels are a unique way to display merchandise that needs to be hung
- It is available in multiple sizes and lengths, built to fit the needs of the project.
- Most common panels are 36"x 36" and 48"x 36"
- These attach to the gondola by use of a bracket arm (these also come in various lengths)

Uniweb panels



Pre-drilled holes are for the brackets to be attached

Uniweb panels have ridges for pegs to attach to it on the front

Front view

The cross beams are for support



Rear view

Uniweb brackets




This is a Madix bracket for Uniweb.

Notice the 3 prongs.

This is a Hussman Uniweb bracket.

Notice the T shape prong



Uniweb brackets and hardware

- Uniweb panels require brackets to attach them to the gondola.
- These brackets are attached to the panels with nuts, washers and bolts.
- Uniweb brackets come in various lengths (depending on the set)

Locking nut
for Uniweb
brackets.



Bolt used for
Uniweb panels
and brackets.

Tobacco racks

- Impressions tobacco rack



Waterfall shelves

Carton shelves

Pack shelves, the pushers are used here

Storage underneath is an example of an Impressions rack

Tobacco racks

- Phillips Morris racks



These racks have more presentation space

Notice how the rack goes all the way to the floor

Snuff racks

- Used for smokeless tobacco



In place 2 tier snuff rack, these also come in a wire form



Cross section of a snuff rack, the rack comes in sections to be assembled

Tobacco racks

These paddles push the packs forward

- Quad and single pack pushers



Quad tobacco pusher



Single tobacco pusher



The singles are used when space is tight

Spice racks

- Picture of fixture in place at the store



The spice racks come in many pieces and in 3 or 4 foot sections

A set wire divider separates the spices



Cardboard divider for spices (adjustable)

Egg substitute rack

- Picture of rack and the box



Egg rack set in store egg section



Notice the description and wave number

Cottonelle rack

- Cottonelle rack and box



Front view



Side view



All of the pieces including graphics are in the box

Chip dip rack / Dry dip rack

- Chip dip rack and box



In set chip
dip rack

Empty rack



Notice the different wording
on the box for this item

Senseo / Home Café coffee rack

- Racks as they appear in store



Coffee racks
for Senseo



Coffee racks
For Home Café

Prilosec OTC rack

- Rack placed in the HBA section of the store.



Front view
of Prilosec OTC
rack.



Side view of
Prilosec OTC
rack.

Pillsbury cookie rack

- Used in the dairy dough section to house ready to bake cookies



Front view of
Pillsbury cookie
rack



Side view of
Pillsbury cookie
rack

Betty Crocker cookie trays



Front view of
Betty Crocker
cookie
rack



Side view of
Betty Crocker
cookie
rack

Men's Care Shaving Razor Racks (Dial)

- Two types:
- Hussman
- Madix / Lozier
- In store set shown (Dial)



New type of razor rack that has dials that dispense packs in a compartment.



Items can be found in compartment above dial

Men's care shaving racks (Chime)

- Two types of racks: Hussman Madix / Lozier



Racks come in 3 and 4 foot lengths




When door is lifted a chime sounds to alert staff

Yogurt Trays / Dannon Trays

- Used in the yogurt section to divide rows from one another.



Front view of tray



Side view of tray




Yoplait Smoothie
tray

Dairy Milk rollers

- Nyla rollers can be removed easily and Anthony rollers are fixed in place. Both have a clear plastic front to prevent product spill over.

Roller Flexibility (NYLA and Anthony)



This example gives you an idea of the flexibility different size rollers will allow you. **If you are out of pint/quart rollers or sliders**, you can use "single" gallon rollers which will fit 2 facings of pint/quarts per 1 facing of gallons. There are also "double" gallon rollers that will accommodate 4 facings of pints or quarts OR 3 facings of half gallons.

Single gallon roller accommodates 2 facings of pints or quarts.



Double gallon roller accommodates 4 facings of pints/quarts OR 3 facings of HG's.



Anthony has rollers that will accommodate 2 and 4 gallons on 1 roller rack

Dairy Milk

- Nyla racks

Equipment Example - NYLA



NYLA GALLON ROLLER

NYLA HALF GALLON ROLLER

Nyla rollers can be removed one section at a time



Example of NYLA shelving and racking.



This example gives you an idea of what NYLA shelving looks like and the type of "BRACKETING" system they use. These brackets are very easy to adjust and do not require any tools when adjusting.

Shelving

Bracketing

These pins are used to hold the Nyla shelves in place, they can be moved to adjust height

Dairy Milk

- Anthony racks

Example of Anthony shelving and racking.



This example gives you an idea of what Anthony shelving looks like and the type of "BRACKETING" system they use. Tools are needed to adjust these shelves. (socket wrench, hammer, and screw driver - Phillips or Regular being both).

Shelving
Unlike NYLA these rollers are affixed to the shelf and can not be removed.

Bracketing
These brackets need a socket wrench, screw driver and hammer when adjusting



These shelves are held in place by snap in pins

Equipment Example - Anthony



Anthony 4 Channel Roller



Anthony 6 Channel Roller

These shelves are set; they come as a full shelf unit

Dairy Milk

- No doors

Example of an OPEN AIR Case



SAFEWAY 
Ingredients for life...

An open air case uses refrigerated shelves

Example of a Bossy Cart




SAFEWAY 
Ingredients for life...

Used in some stores to merchandise milk.

Milk Moover's rack

- Shelves and dividers

Example of Milk Moover Shelving



Built-In Backstop

Prevents dairy products from falling off the back of the shelf.

Snap-In, Snap-Out Dividers

Allows for in-store re-merchandising easily and quickly without tools. Simply "snaps" onto the shelf frame in both the front and back.



Notice the wire shelving used for the Milk Moovers

Dairy sliders

- Used for the creamers and single serve milk items

Example of a Slider



Slider

Sliders have plastic inserts in them to assist in product dispensing

SAFEGWAY 
Ingredients for life...

Sliders on top of Rollers

Slider

Roller



Anthony Shelving Example

SAFEGWAY 
Ingredients for life...

In **NYLA** sets, you do not want to have sliders on top of rollers. You should only have sliders OR rollers.

In **ANTHONY** sets, if sliders are needed you may be forced to place them on top of rollers since rollers are not removable.

The **OPTIMAL** scenario is to use one or the other, not both

Sliders come in 2 sizes - quart and pint sizes.

Gondola (Madix)

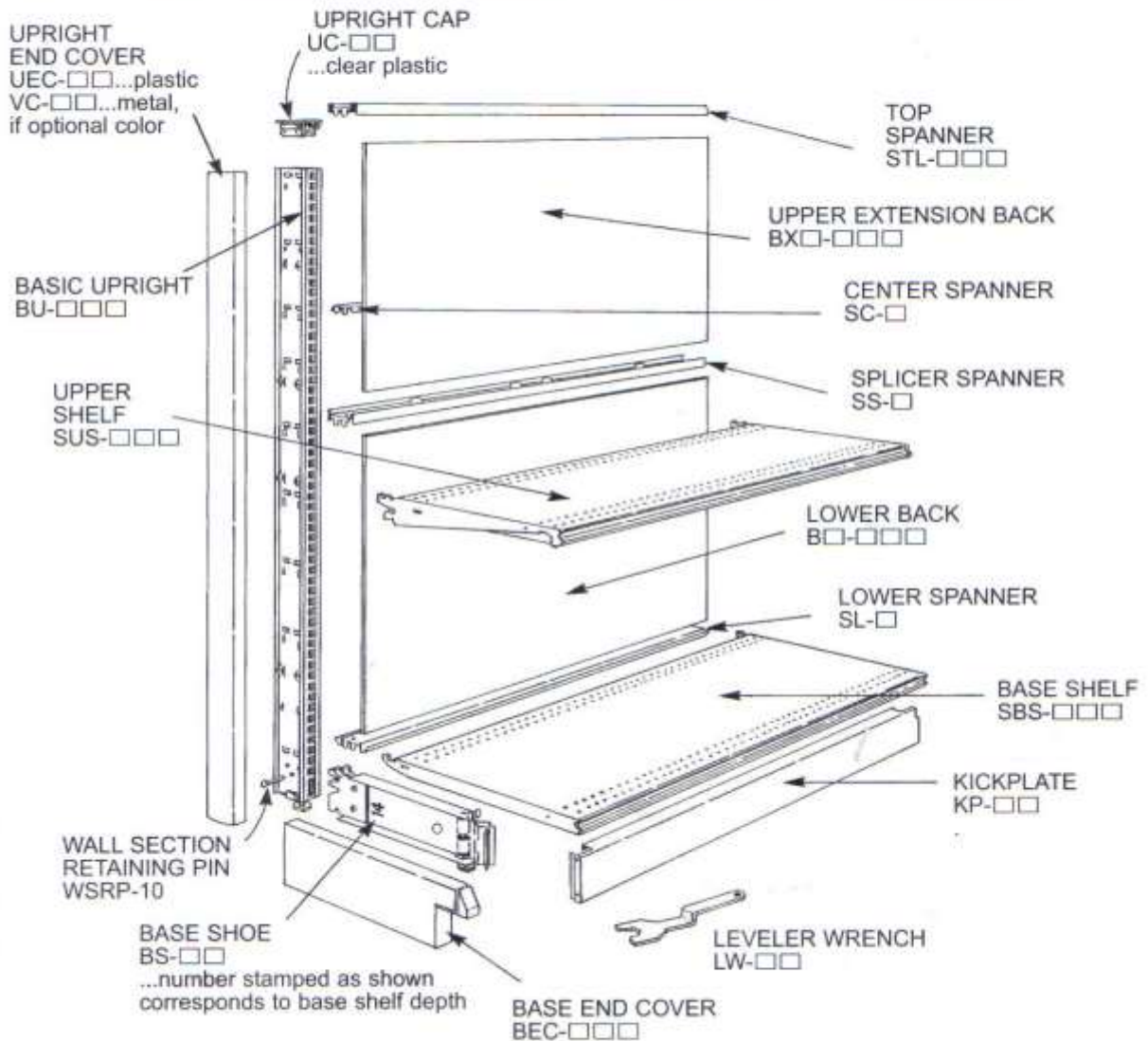
GONDOLA / WALL FIXTURE

PAGE 3 OF 15

ASY-046

PARTS IDENTIFICATION

- THE PARTS SHOWN BELOW REPRESENT A WALL, SINGLE SIDED, SECTION.
- BOTH GONDOLA AND WALL SECTIONS USE THE SAME PARTS.
- PAGES 6-9 SHOW INSTALLATION OF A GONDOLA, DOUBLE SIDED, FIXTURE.



madix™
STORE FIXTURES

P.O. BOX 729 / TERRELL, TEXAS 75160 / 972.563.6744 / 800.776.2349
P.O. BOX 177 / GOODWATER, ALABAMA 35072 / 205.839.6354 / 800.633.6282

REV
F

Gondola (Hussman)

- Gondola components

Gondola topper

Peg board back

Upright

Hard straight in shelf

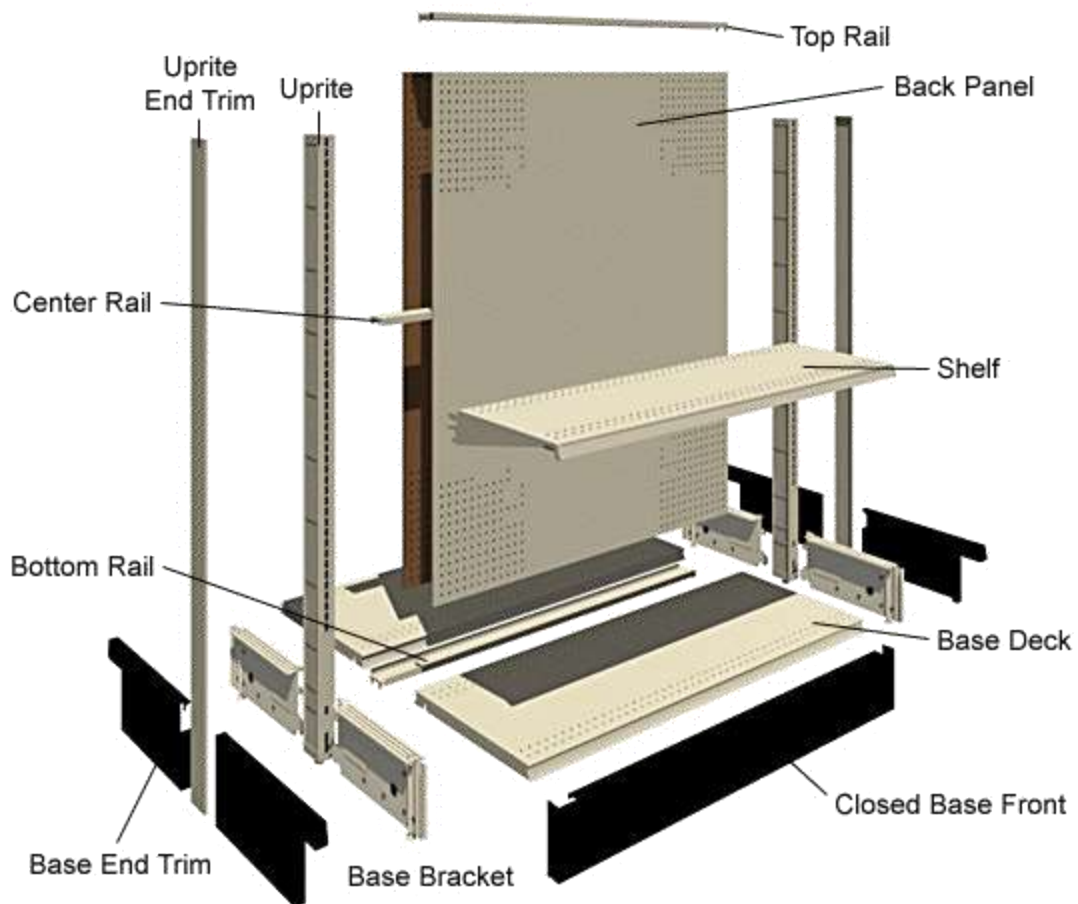
Gondola leg

Kick plate



Gondola (Lozier)

- Gondola components



DISPLAY SHELVING COMPONENTS

LOZIER®

Staples fixtures

- Poster board racks

Fixtures

Posterboard Rack: This rack is featured in all versions of Art & Teacher planograms and sits on the base deck. It is used to merchandise all types of Posterboard and project display boards (Project Display Boards are only merchandised on Posterboard Racks in 4' Art & Teacher planograms).



Construction Paper Rack: This rack appears only in 4' versions of the Art & Teacher planogram and is used to merchandise Construction Paper and some Art Pads.




Staples fixtures


- Additional racks

13

Art Skills Posterboard Rack: This rack sits on top of the regular Posterboard rack and is meant to merchandise Art Skills branded products.



Bubble Wrap Gravity Rack: This rack is used in Mail & Ship planograms measuring 6' and larger.



Corrugated Box Rack: This rack is also featured in Mail & Ship planograms 6' and larger. This rack is used to merchandise large corrugated mailing boxes.




Staples fixtures


- Dividers and push pins

14


T-Dividers: T-Dividers are used on the base deck's of shelves and are attached with plastic push pins.



Rail Dividers: These dividers are utilized on straight and slanted shelves and hook into the front and rear rails to separate product.



Push Pins: These are used to fasten the dividers and rails to the shelves.



Staples fixtures

- Uniweb panels and brackets / Slant shelves


15

Uniweb Panels: Safeway's version of the traditional peg board. These fixtures hook into the gondola via metal brackets. The Uniweb panels feature tracks which the pegs are merchandised on. These tracks enable the reset teams to easily move pegged merchandise from left to right as they set various POGs.

Variety Panels
The Variety Panel utilizes the Uniweb wooden panel to give you added product faceings with your existing system.


The panel is available in 36 or 48 inch widths. The panel is available in 8 inch increments. Installation is made easy by simply inserting the brackets into your existing upright system.

When ordering please specify type of brackets needed, i.e., Locker, Metal or Fluorescent. Panel heights of 18" require 2 set of brackets. 24, 32" high require two sets of brackets.




Width	Height	Depth of Bracket
36 or 48"	8, 12, 16, 24"	4, 10, 12"


Metal and Locker type



Fluorescent Type



Deep Slant Shelf (UPTILT SHELF): This shelf is used for Bundlers & Presentation, Specialty Paper and some Planograms that feature Photo Paper.



Staples fixtures

- Security lock boxes and accessories

Ink Theft Deterrent Program

16

ALPHA Security Box: These small acrylic boxes protect the Ink cartridges from theft. Acrylic poly boxes are used in every SAFEWAY store that has ink merchandised in the aisle.

Hang Tabs: These attach to the acrylic poly boxes.

S-3 Hand Key: These keys are meant to unlock the ALPHA security boxes. These must be given to the Store Manager upon completion of the reset.



Loading Ink Cartridges Into the Poly Box:

1. Open the box using the S3 HandKey (*Fig. 1*).
2. Place the poly box onto the S3 key making sure the hinges on the box are facing the ears on the S3 key (*Fig. 1*).
3. Slide the tab on the front lower right hand corner of the box to disengage the locking mechanism (*Fig. 2*).
4. Place the product to be secured into the box, close the lid and engage the locking mechanism by sliding the lock on the lower right hand corner to the left (*Fig. 3*).

Removing Merchandise from the Poly Box:

1. To remove the product from the poly box repeat steps 2 and 3 from above.
2. Remove the product by tilting the case and sliding the product out (*Fig. 4*).



Fixtures

- Coming soon

Contacts

Name	Division	E-mail	Phone #
Jason Anstett	Corporate	jason.anstett@namsi.net	971-506-0718 fax 503-678-3359
Brian Montano	Portland	brian.montano@namsi.net	503-267-6489 fax 360-314-2590
Paul Stevenson	Chicago	paul.stevenson@namsi.net	847-660-3671
Bill Walker	Denver	bill.walker@namsi.net	720-275-6893
John Lewis	Eastern	john.lewis@namsi.net	240-421-7966
Kimberly Douglass	Genuardis	kimberly5384@yahoo.com	215-776-4376
Jeremy Bush	Eastern		302-465-8167
Johnnie Sanchez	Houston	johnnie.sanchez@namsi.net	281-835-5594
Jaffer Khalfan	Austin	jaffer.khalfan@namsi.net	512-983-4435
Steve Augustine	NorCal	steve.augustine@namsi.net	209-356-5118
Bill Linville	Phoenix	bill.linville@namsi.net	602-330-7607
David Damey	Seattle	david.damey@namsi.net	253-353-9408
Chris Satterthwaite	Spokane	chris.satterthwaite@namsi.net	509-217-2121
Steve Gurrieri	Vons North	steve.gurrieri@namsi.net	626-689-6957
Lolo Jaffee	Vons South	laurence.jaffee@namsi.net	951-275-4816